


Artwork transmission – that's how it works

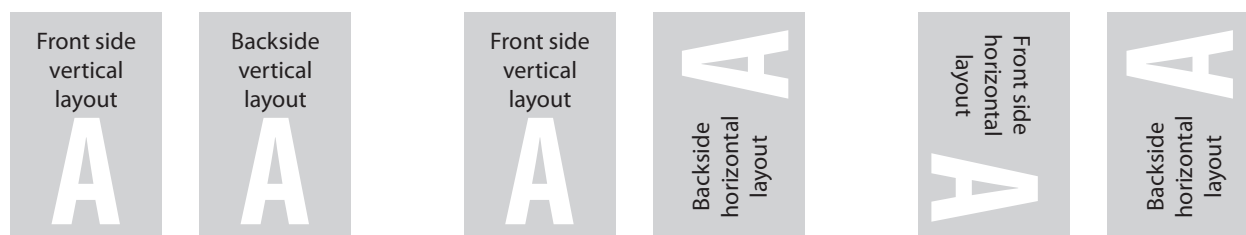
To receive an ideal printing result it is essential to send your artwork as follows:

Possible alignment of the product

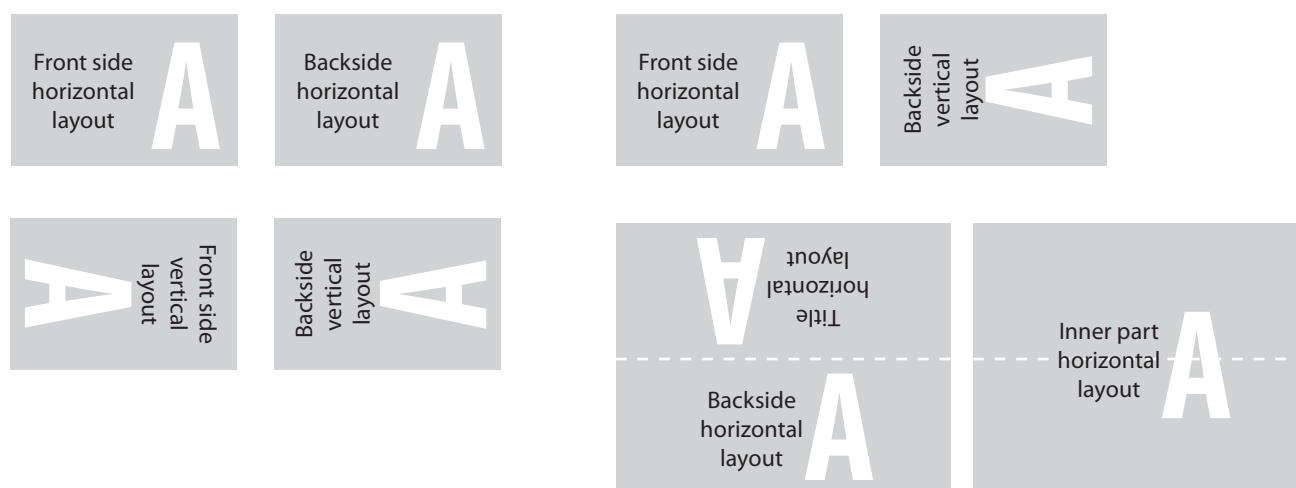


Possible alignment of the layout

Transmission as vertical format




Transmission as horizontal format



Please note:

If front and backside have a different alignment the desired printing result might not be achieved. The customer is responsible for the correct creation and transmission of the artwork. In case our artwork requirements have not been followed and the printing result is not as desired, a complaint will not be accepted.

Letter paper DIN A4



• ARTWORK FORMAT

21,2 cm x 29,9 cm

• FINISHED FORMAT

21,0 cm x 29,7 cm

• BLEED

1 mm

• SAFETY SPACE

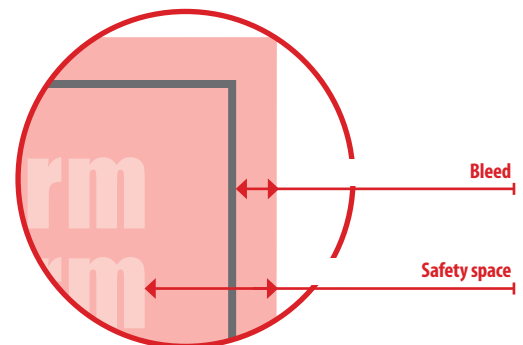
4 mm

PLEASE NOTE

- **Background colours/images/graphics** have to be created all the way to the edge of the artwork format in order to prevent differences in the further processing.
- Sketch is NOT drawn to scale

Resolution: 300 dpi up to max. 356 dpi

Colour profile: ISO Coated v2 300%



Artwork format

Finished format + Bleed



Finished format

Trimmed / Punched format

Bleed

Area that will not appear after cutting / punching (avoids white cutting edges)

Safety space

Distance of text / information to the edge of the artwork format (prevents unwanted cutting)

