

# Artwork transmission — that's how it works

## partial UV varnish

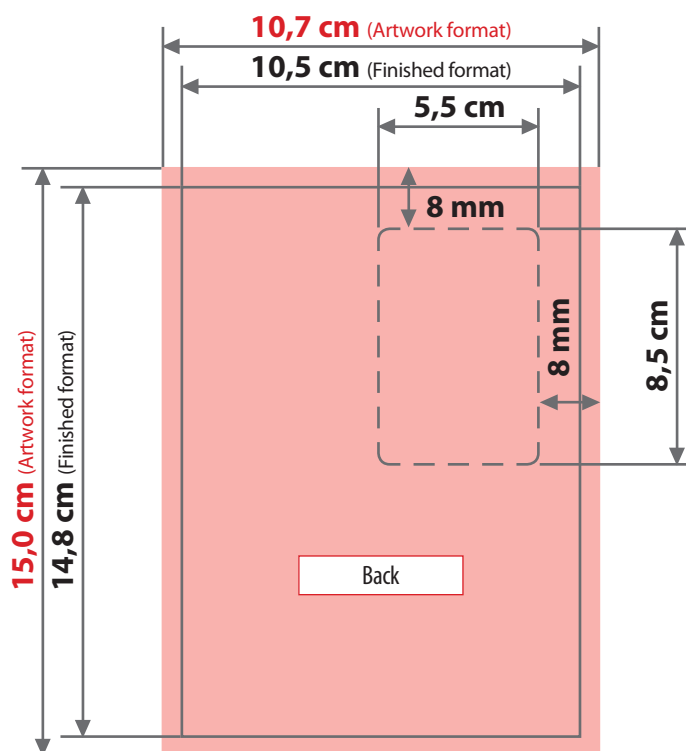
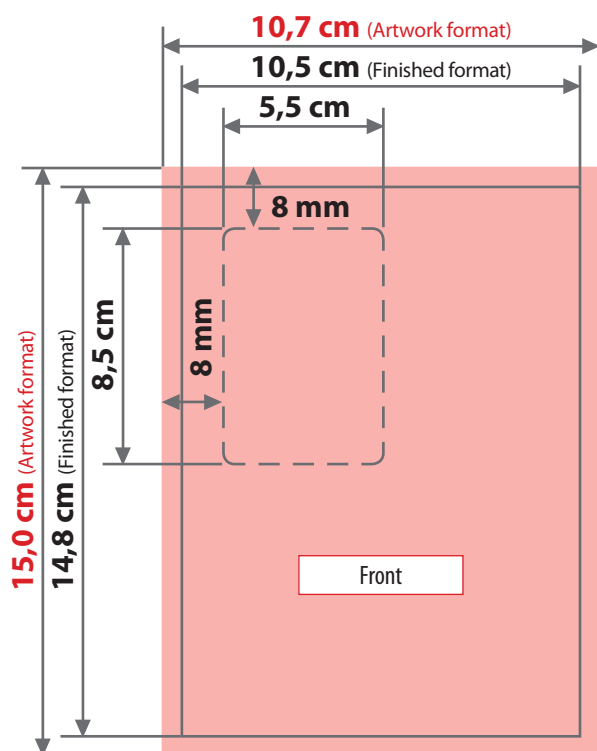
**Please note:**

**You need a graphics programme which allows you to create special colours (full-tone colours), e.g. Adobe InDesign, Adobe Illustrator, Quark XPress, CorelDraw etc. Office programmes and image editing programmes are not suitable for the creation of this product!**

**In general, our standard settings for PDF files are valid. Furthermore following points must be considered:**

- front and back have to be uploaded as separate PDF files
- it is absolutely necessary to create a special colour (full-tone colour) on the front and to name it „Gloss“
- please note that the special colour (colour channel) „Gloss“ only serves as area for the transparent varnish and will not be printed in colour
- please note that CMYK objects which lie above the varnish channel (objects on the top layer) will not be varnished at this point
- the back must not contain a full-tone colour
- create line width with at least 1 point
- the areas that are named „Gloss“ have to be set on „overprint“
- all objects that are created with the colour „Gloss“ have to be fully covering (no raster!)

# Flyer DIN A6 with stamped out business card



## • ARTWORK FORMAT

10,7 cm x 15,0 cm

## • FINISHED FORMAT

10,5 cm x 14,8 cm

## • BLEED

1 mm

## • SAFETY SPACE

4 mm

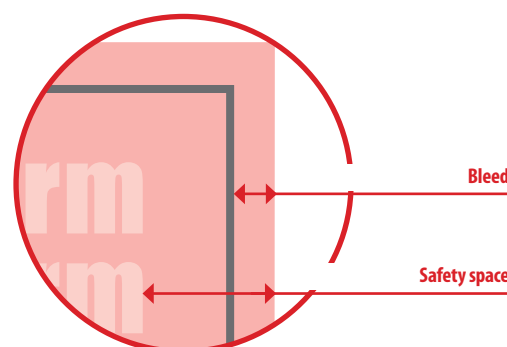
## PLEASE NOTE

- **Background colours/images/graphics** have to be created all the way to the edge of the artwork format in order to prevent differences in the further processing.
- Sketch is NOT drawn to scale

Resolution: 300 dpi up to max. 356 dpi

Colour profile: ISO Coated v2 300%

**The alignment of the artwork has to correspond to the sketch.**



**Artwork format**

Finished format + Bleed



**Finished format**

Trimmed / Punched format

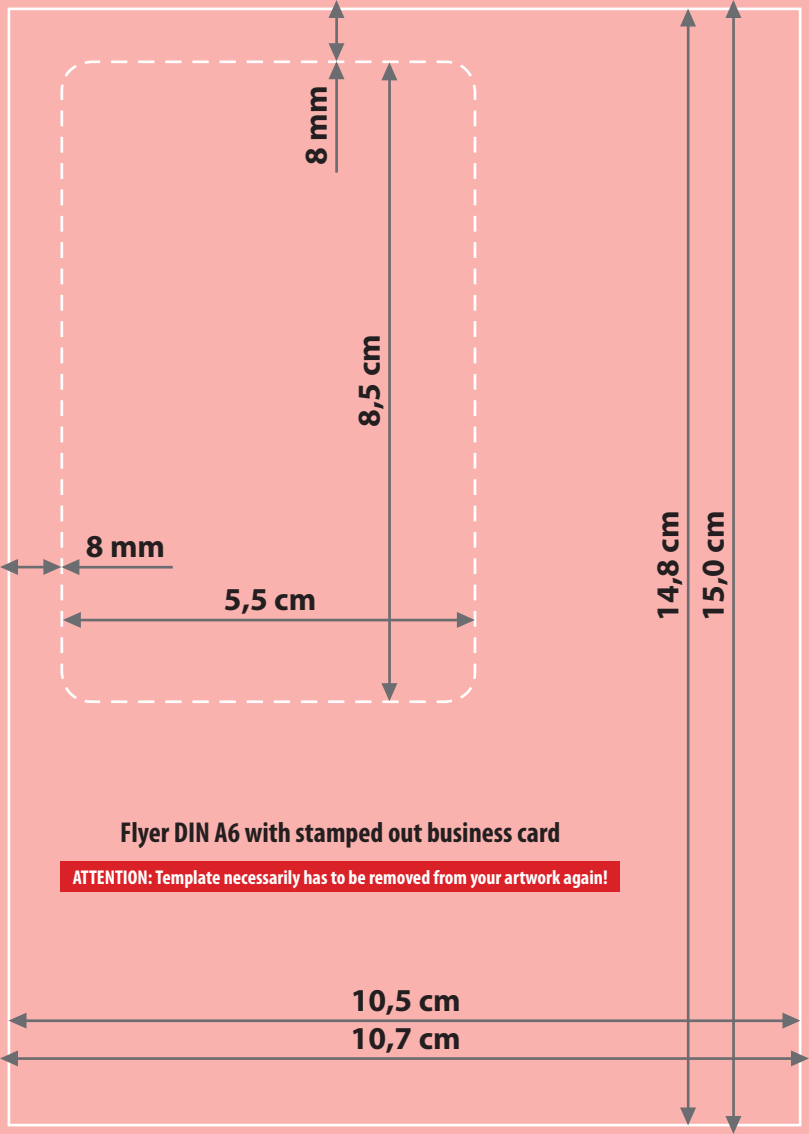
## Bleed

Area that will not appear after cutting / punching (avoids white cutting edges)

## Safety space

Distance of text / information to the edge of the artwork format (prevents unwanted cutting)





**Flyer DIN A6 with stamped out business card**

**ATTENTION: Template necessarily has to be removed from your artwork again!**