


Artwork transmission – that's how it works

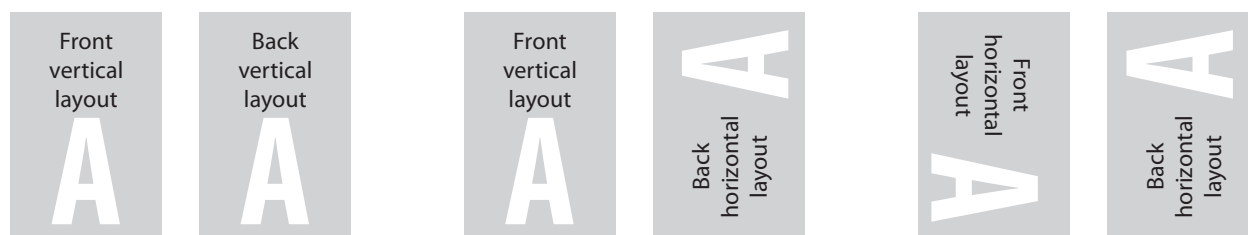
To receive an ideal printing result it is essential to send your artwork as follows:

Possible alignment of the product

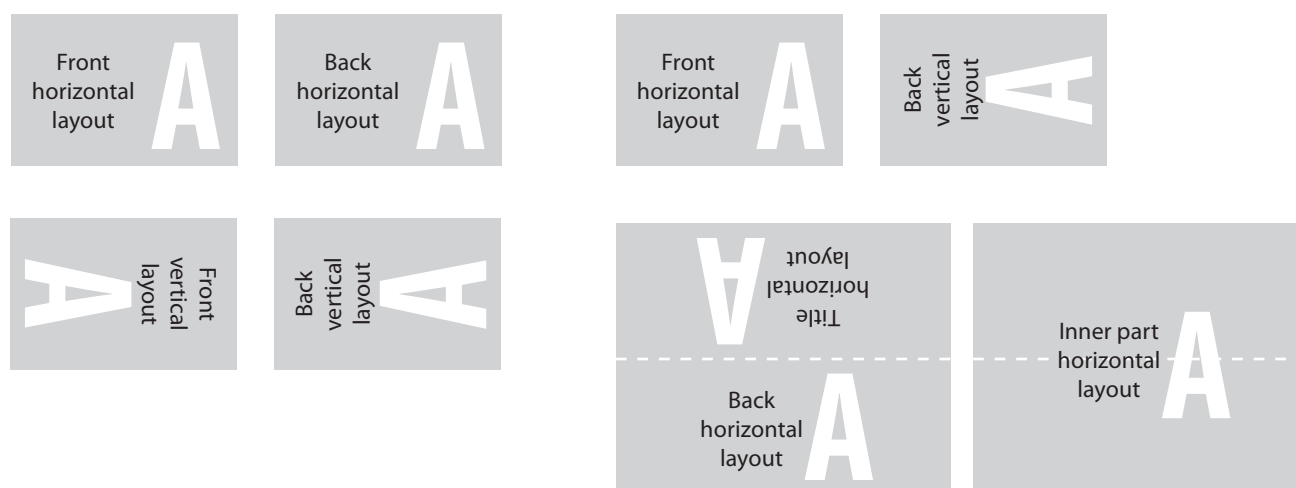


Possible alignment of the layout

Transmission as vertical format



Transmission as horizontal format



Please note:

If front and back have a different alignment the desired printing result might not be achieved. The customer is responsible for the correct creation and transmission of the artwork. In case our artwork requirements have not been followed and the printing result is not as desired, a complaint will not be accepted.

Artwork transmission — that's how it works

partial UV varnish

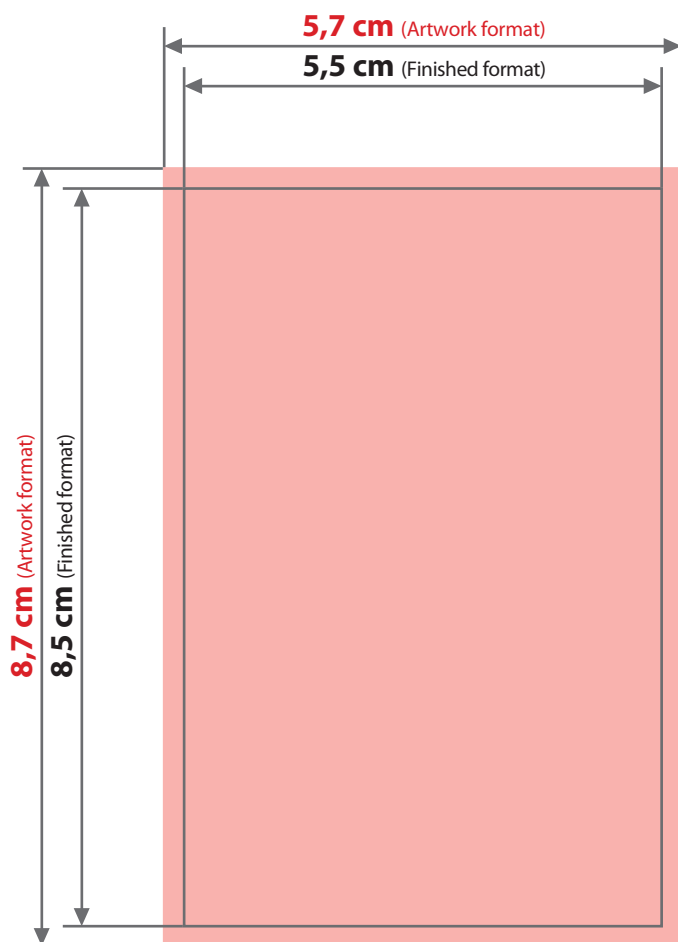
Please note:

You need a graphics programme which allows you to create special colours (full-tone colours), e.g. Adobe InDesign, Adobe Illustrator, Quark XPress, CorelDraw etc. Office programmes and image editing programmes are not suitable for the creation of this product!

In general, our standard settings for PDF files are valid. Furthermore following points must be considered:

- front and back have to be uploaded as separate PDF files
- it is absolutely necessary to create a special colour (full-tone colour) on the front and to name it „Gloss“
- please note that the special colour (colour channel) „Gloss“ only serves as area for the transparent varnish and will not be printed in colour
- please note that CMYK objects which lie above the varnish channel (objects on the top layer) will not be varnished at this point
- the back must not contain a full-tone colour
- create line width with at least 1 point
- the areas that are named „Gloss“ have to be set on „overprint“
- all objects that are created with the colour „Gloss“ have to be fully covering (no raster!)

Business card



- **ARTWORK FORMAT**

5,7 cm x 8,7 cm

- **FINISHED FORMAT**

5,5 cm x 8,5 cm

- **BLEED**

1 mm

- **SAFETY SPACE**

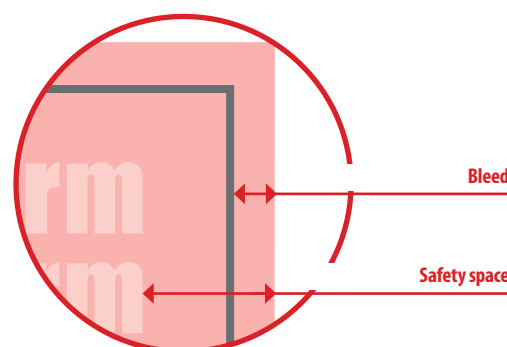
4 mm

PLEASE NOTE

- **Background colours/images/graphics** have to be created all the way to the edge of the artwork format in order to prevent differences in the further processing.
- Sketch is NOT drawn to scale

Resolution: 300 dpi up to max. 356 dpi

Colour profile: ISO Coated v2 300%



Artwork format

Finished format + Bleed



Finished format

Trimmed / Punched format

Bleed

Area that will not appear after cutting / punching (avoids white cutting edges)

Safety space

Distance of text / information to the edge of the artwork format (prevents unwanted cutting)

